

Using the **SPARKfamily.org** Website FAQ's

How do I change my profile information and my password?

In the top right corner of the screen click on "My Account" where you can modify your name, email address and password.



How do I access my course resources?

Once logged in, you will be able to view your content from the menu at the top. Although you can see all of the SPARK programs you will only be able to access the ones in which you have purchased a license.



Why isn't my program showing up in the navigation bar?

Try refreshing your screen, and if that doesn't work log out and log back in and it will be displayed with the rest of your programs.

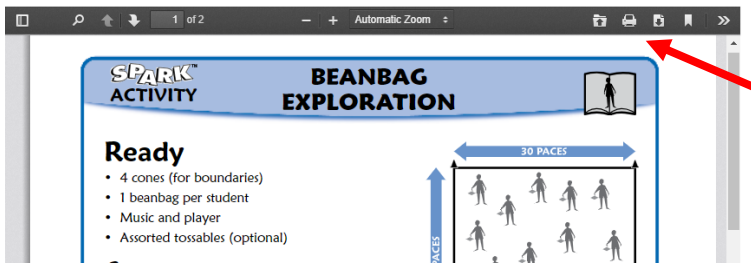
How do I find lesson plans for each program?

When you click on your program, you will be taken to a page that lists all of the units in that program. Then click on the unit of your choice and a list of all of the lessons in that unit will be displayed. Click on the lesson plan and a link to the pdf will be displayed along with any supplemental resources that go with the lesson.

A flow diagram illustrating the navigation path on the website. It starts with a box titled "K-2 Units" containing a list of categories: K-2 Curriculum Resources, Building a Foundation, ASAP, Parachute, Manipulatives, Balance, Stunts, & Tumbling, Catching & Throwing, Jumping, Kicking & Trapping, Dance, Dribbling, Volleying, Striking, Games, Recess Activities, and Limited Space Activities. A red arrow points from "Catching & Throwing" to a box titled "K-2 PE -> Catching & Throwing" which lists unit resources like "Rolling and Catching with a Partner", "Throwing Underhand to Targets", "Self-Toss and Catch", "Bowlers Rollers", "Partner Throw and Catch", "Partner Throw and Catch Challenges", "Overhand Throw for Distance", "Clean Your Room", "Switcheroo", "Scoops and Balls Introduction", "Scoops and Balls in Pairs", "Scoops and Balls in Groups", "Catching and Throwing Circuit", and "Showtime". Another red arrow points from "Throwing Underhand to Targets" to a third box titled "K-2 PE -> Catching & Throwing" which lists unit resources like "Rolling and Catching with a Partner", "Throwing Underhand to Targets", "Self-Toss and Catch", "Bowlers Rollers", "Partner Throw and Catch", "Partner Throw and Catch Challenges", "Overhand Throw for Distance", "Clean Your Room", "Switcheroo", "Scoops and Balls Introduction", "Scoops and Balls in Pairs", "Scoops and Balls in Groups", "Catching and Throwing Circuit", and "Showtime". Finally, a red arrow points from this list to a screenshot of a lesson plan titled "SPARK ACTIVITY THROWING UNDERHAND TO TARGETS". The lesson plan includes sections for "Ready" (materials), "Set" (activity area and student arrangement), and "GO!" (exploration).

How do I download or print a lesson plan?

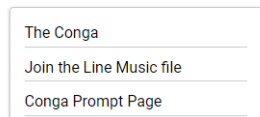
Once the lesson plan is open, go to the top right corner and click on the printer icon to print and the paper icon with an arrow to download to your computer.



Where are the supplemental documents for the lesson plans like skill cards, task cards, music, and videos?

All of the files you need to teach a lesson are found in the same folder as the lesson plan. Once you select the lesson plan a new page will open up with the lesson plan first on the list & other resources underneath. Note: some resources are still being added to the website.

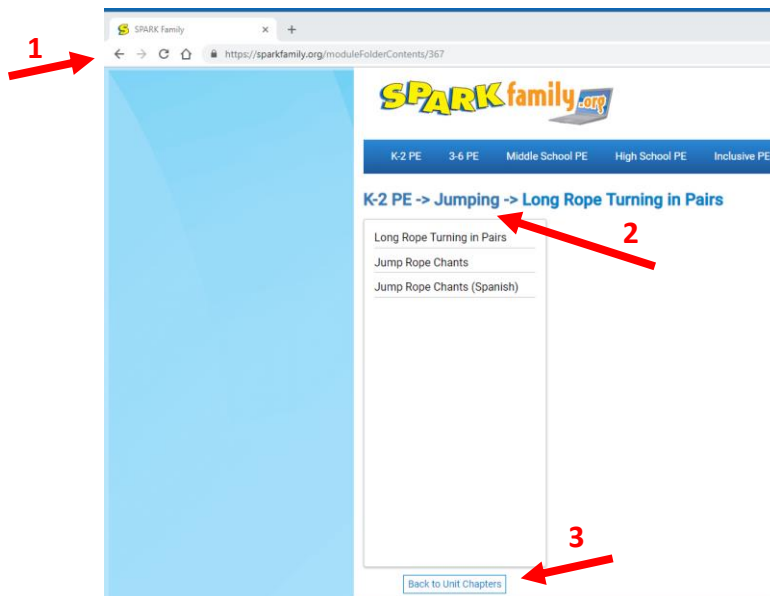
[K-2 PE -> Dance -> The Conga](#)



After viewing a lesson how do I go back to the previous page?

To get back to the previous page you have 3 options:

1. Click the back button on your browser
2. Click on the name of the unit
3. Click on the box at the bottom



Where can I find the videos?

We are working hard to get the videos added to this site. We anticipate the dance videos will be available in August and more to come soon after.

What should I do if my music file or video won't play?

Try opening it in a different internet browser.

How do I purchase a new SPARK program?

Go to sparkpe.org/curriculum to view and choose the program(s) you'd like to purchase.

SPARK CURRICULUM

SPARK is Physical Education, and so much more! With 7 different full curriculum modules to choose from, SPARK programs help support many ages and program types. SPARK was established 30 years ago to create an evidence-based program that promotes a lifetime of wellness, activities and fun. Through 12th grade, SPARK has been proven to work and create a lasting foundation. Over 50 publications have been written to support SPARK and it is the only National Institutes of Health-researcher program to meet specific outcomes activity levels in and away from school, physical fitness, sport skills, enjoyment of PE, and academic achievement.

- K-2 Curriculum**
Includes 10 instructional units with ASAP activities for your youngest students.
[Shop Now](#) | [More Info](#)
- 3-6 Curriculum**
Includes 20 instructional units to engage students physically and intellectually.
[Shop Now](#) | [More Info](#)
- Middle School Curriculum**
Includes 18 instructional units, each with a SPARK event designed to motivate and encourage participation.
[Shop Now](#) | [More Info](#)
- High School Curriculum**
Includes 10 instructional units with instructional materials designed for equipment application.
[Shop Now](#) | [More Info](#)
- Early Childhood Curriculum**
Includes 300 activities that focus on school readiness with ages 3 to 5.
[Shop Now](#) | [More Info](#)
- Classroom Activity & Recess Curriculum**
Integrates equipment physical activity in the classroom or on the playground that aligns with literacy, STEW, and more.
[Shop Now](#) | [More Info](#)

Where can I purchase equipment to teach the SPARK lessons?

<https://sparkpe.org/equipment>

SPARK Equipment Packs



Each SPARK program has three vital pieces. First is the curriculum – the “what to teach”, followed by Professional development and training – the “how to teach”, and finishing with great content-matched equipment – the “tools you need to teach”. Equipment is the third important piece to each SPARK curriculum program and a key to any successful integration. Each SPARK curriculum has recommended equipment that has been hand selected and designed specifically to fulfill the needs of each curriculum, whether Physical Education, After School, IBC’s Classroom Activity & Recess, or Early Childhood.

And the best part is that we’ve done all the work for you! Each curriculum has matching equipment packages comprised of all the great equipment hand selected by SPARK content experts and bundled together in convenient packages that saves teachers and administrators valuable time and energy!

Equipment packages are brimming with the best equipment in the industry from our new exclusive provider Gopher. Choose from Standard or Premium packages, each providing all the equipment needed to support your SPARK program. Standard packages offer products and quantities suited for a school on a budget creating the best combination of quality and value. Premium packages offer the absolute best-quality products that are a step up in quality, durability, and performance.

To learn more about all the great equipment package solutions from Gopher that allow your SPARK program to flourish, click the specific equipment packages link below or contact us today!

SPARK K-2 PE Equipment Packages SHOP NOW	SPARK 3-6 PE Equipment Packages SHOP NOW	SPARK K-6 PE Equipment Packages SHOP NOW	SPARK Middle School PE Equipment Packages SHOP NOW
SPARK High School PE Equipment Packages SHOP NOW	SPARK Inclusive PE Equipment Packages SHOP NOW	SPARK After-School Equipment Packages SHOP NOW	SPARK Early Childhood Equipment Packages SHOP NOW
SPARK K-6 Classroom Activity & Recess Equipment Package SHOP NOW	SPARK Recess Equipment Package SHOP NOW		

How can I get trained on SPARK?

Visit: <https://sparkpe.org/professional-development> to learn about our professional development options.